

St. Vincent Hot Springs

Compared by: Teaching Status

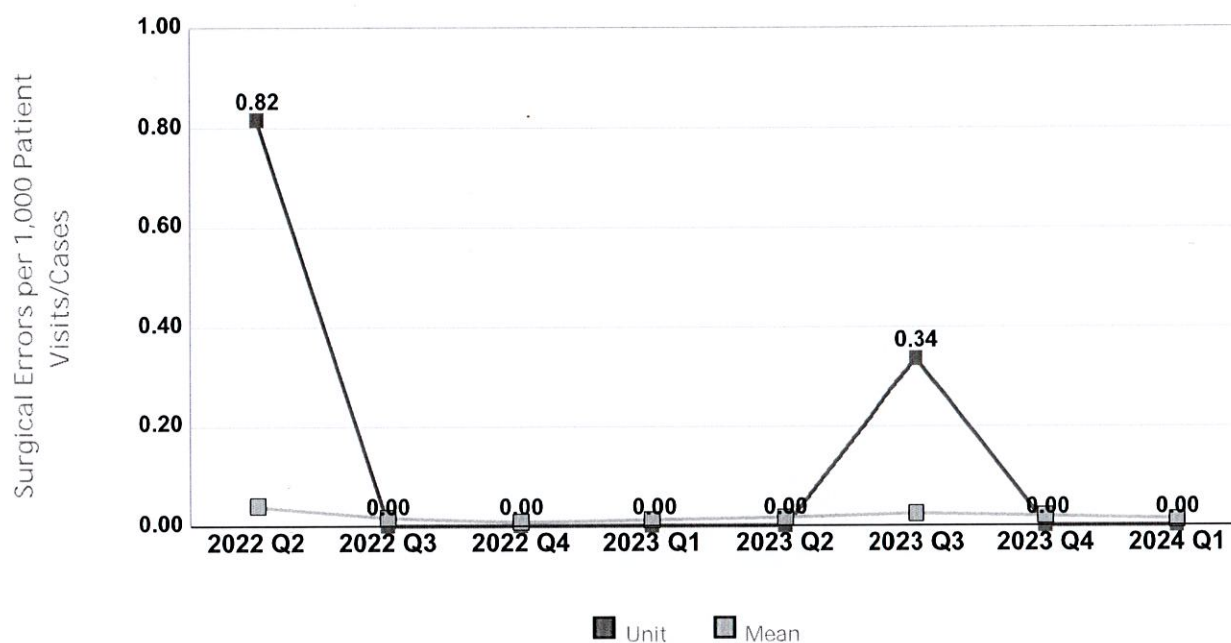
Peer Group: Teaching Facilities

Unit Type: OR-On call staff after hours

Unit: Operating Room

Measure: Surgical Errors per 1,000 Patient Visits/Cases

Measure Compared to Mean



Quarter	2022 Q2	2022 Q3	2022 Q4	2023 Q1	2023 Q2	2023 Q3	2023 Q4	2024 Q1
Unit	0.82	0.00	0.00	0.00	0.00	0.34	0.00	0.00
NDNQI- Teaching Facilities-Mean	0.04	0.02	0.01	0.01	0.02	0.03	0.02	0.01

If the number of units or hospitals is less than five, comparison data are suppressed to maintain confidentiality. If the number of units or hospitals is less than 20, comparison data may vary substantially over the time period and should be used with caution. For additional information, please refer to NDNQI reference documents.



St. Vincent Hot Springs

Compared by: Teaching Status

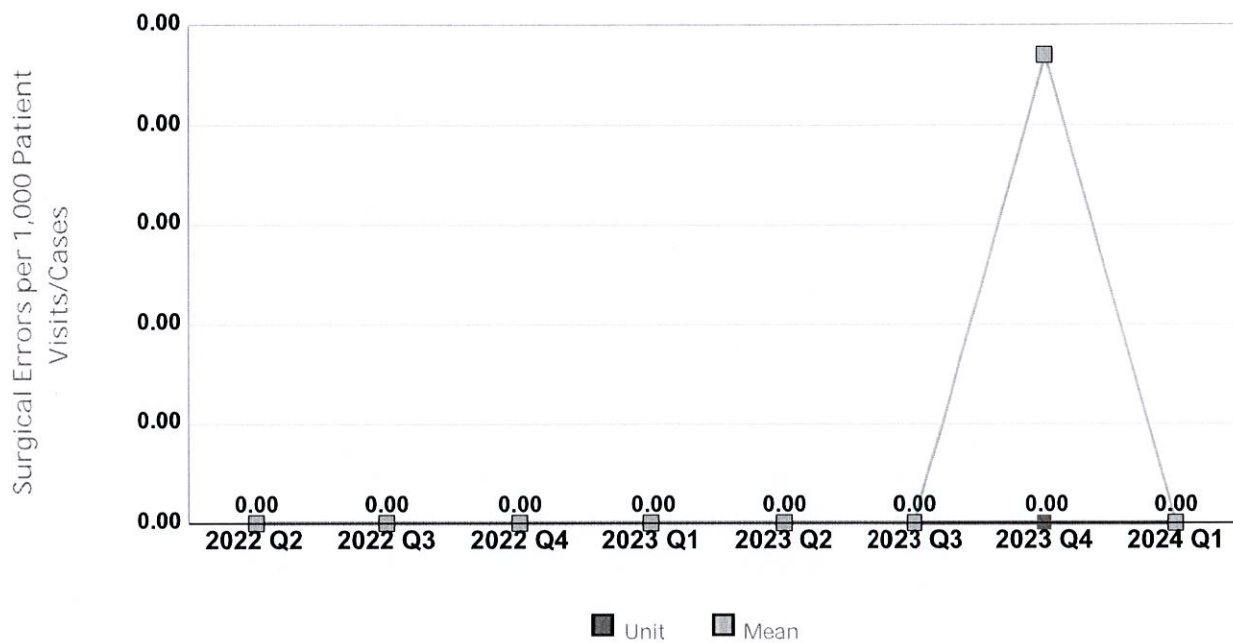
Peer Group: Teaching Facilities

Unit Type: Cancer Care

Unit: Breast Center

Measure: Surgical Errors per 1,000 Patient Visits/Cases

Measure Compared to Mean



Quarter	2022 Q2	2022 Q3	2022 Q4	2023 Q1	2023 Q2	2023 Q3	2023 Q4	2024 Q1
Unit	0.00	0.00	0.00	0.00	0.00	0.00	0.00	0.00
NDNQI- Teaching Facilities-Mean	0.00	0.00	0.00	0.00	0.00	0.00	0.00	0.00

If the number of units or hospitals is less than five, comparison data are suppressed to maintain confidentiality. If the number of units or hospitals is less than 20, comparison data may vary substantially over the time period and should be used with caution. For additional information, please refer to NDNQI reference documents.



St. Vincent Hot Springs

Compared by: Teaching Status

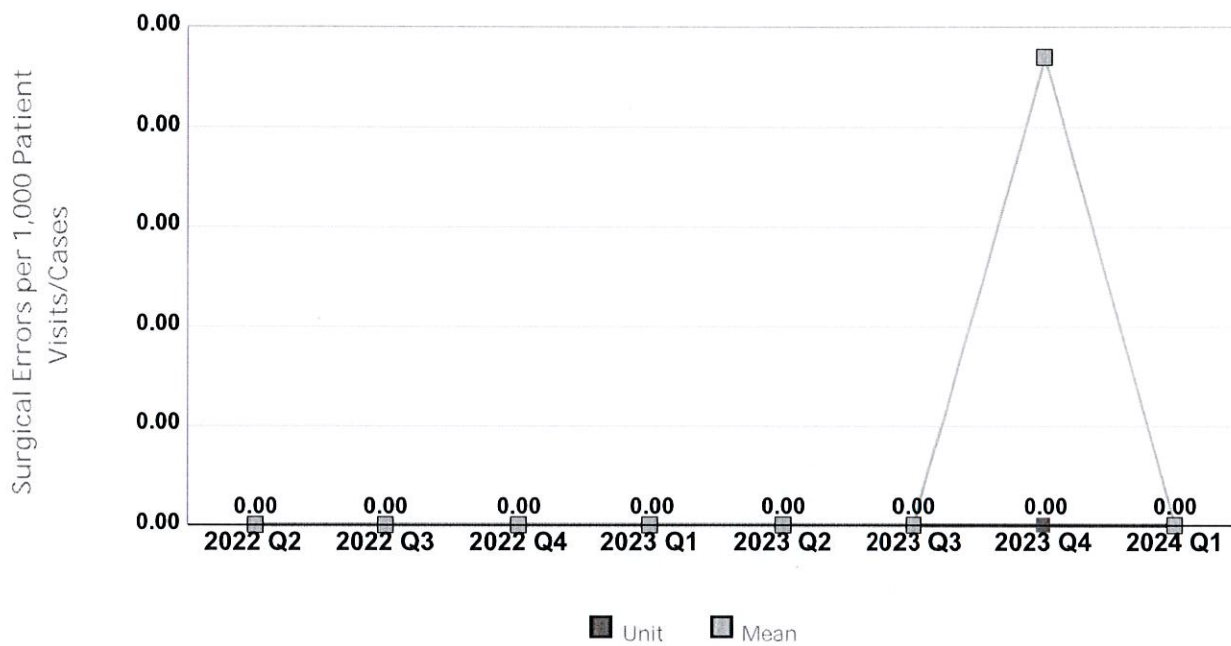
Peer Group: Teaching Facilities

Unit Type: Cancer Care

Unit: Cancer Treatment Center

Measure: Surgical Errors per 1,000 Patient Visits/Cases

Measure Compared to Mean



Quarter	2022 Q2	2022 Q3	2022 Q4	2023 Q1	2023 Q2	2023 Q3	2023 Q4	2024 Q1
Unit	0.00	0.00	0.00	0.00	0.00	0.00	0.00	0.00
NDNQI- Teaching Facilities-Mean	0.00	0.00	0.00	0.00	0.00	0.00	0.00	0.00

If the number of units or hospitals is less than five, comparison data are suppressed to maintain confidentiality. If the number of units or hospitals is less than 20, comparison data may vary substantially over the time period and should be used with caution. For additional information, please refer to NDNQI reference documents.



St. Vincent Hot Springs

Compared by: Teaching Status

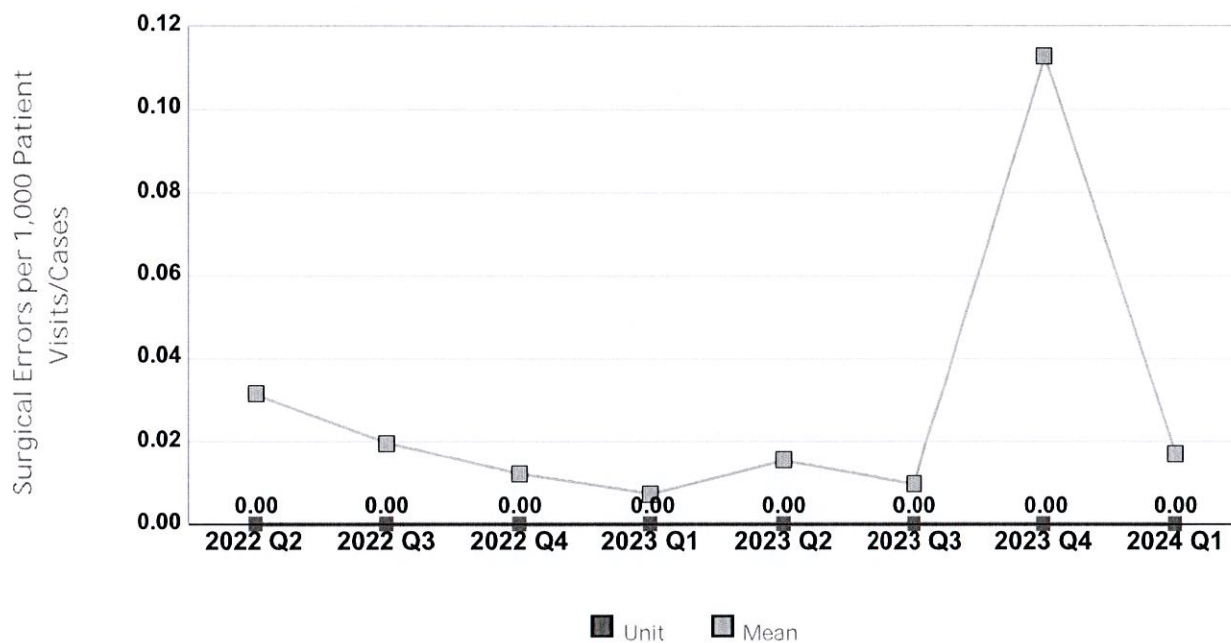
Peer Group: Teaching Facilities

Unit Type: Interventional Cardiology/Radiology

Unit: Cardiac Catheterization Lab

Measure: Surgical Errors per 1,000 Patient Visits/Cases

Measure Compared to Mean



Quarter	2022 Q2	2022 Q3	2022 Q4	2023 Q1	2023 Q2	2023 Q3	2023 Q4	2024 Q1
Unit	0.00	0.00	0.00	0.00	0.00	0.00	0.00	0.00
NDNQI- Teaching Facilities-Mean	0.03	0.02	0.01	0.01	0.02	0.01	0.11	0.02

If the number of units or hospitals is less than five, comparison data are suppressed to maintain confidentiality. If the number of units or hospitals is less than 20, comparison data may vary substantially over the time period and should be used with caution. For additional information, please refer to NDNQI reference documents.



St. Vincent Hot Springs

Compared by: Teaching Status

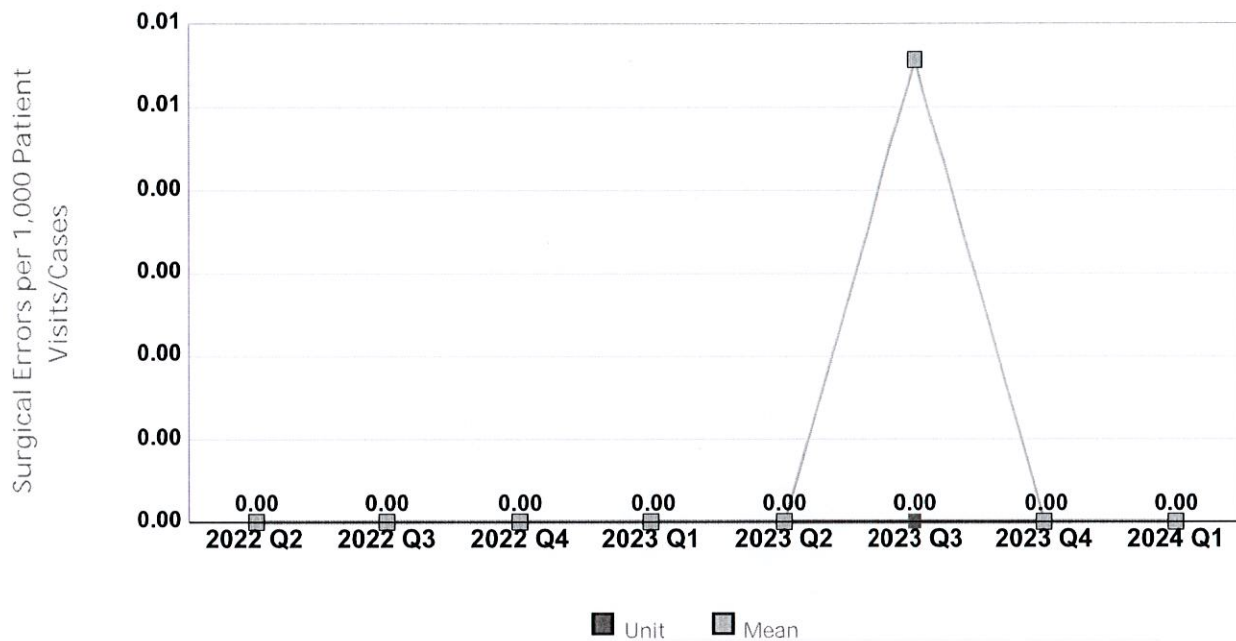
Peer Group: Teaching Facilities

Unit Type: Endoscopy

Unit: Endoscopy Lab

Measure: Surgical Errors per 1,000 Patient Visits/Cases

Measure Compared to Mean



Quarter	2022 Q2	2022 Q3	2022 Q4	2023 Q1	2023 Q2	2023 Q3	2023 Q4	2024 Q1
Unit	0.00	0.00	0.00	0.00	0.00	0.00	0.00	0.00
NDNQI- Teaching Facilities-Mean	0.00	0.00	0.00	0.00	0.00	0.01	0.00	0.00

If the number of units or hospitals is less than five, comparison data are suppressed to maintain confidentiality. If the number of units or hospitals is less than 20, comparison data may vary substantially over the time period and should be used with caution. For additional information, please refer to NDNQI reference documents.



St. Vincent Hot Springs

Compared by: Teaching Status

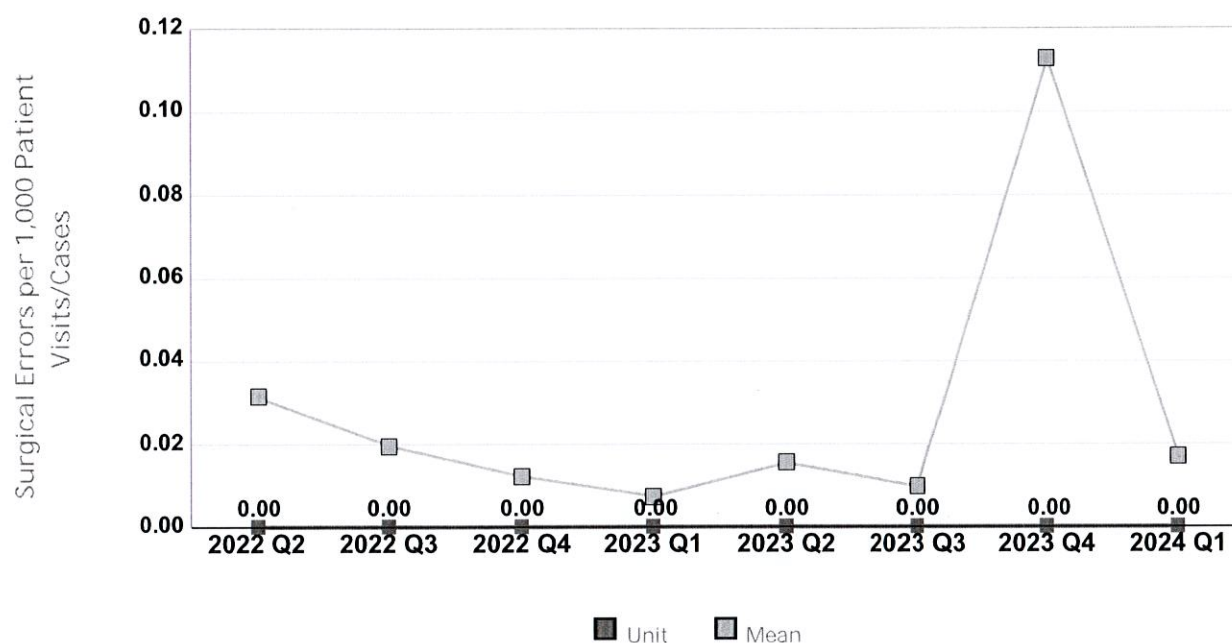
Peer Group: Teaching Facilities

Unit Type: Interventional Cardiology/Radiology

Unit: Interventional Radiology

Measure: Surgical Errors per 1,000 Patient Visits/Cases

Measure Compared to Mean



Quarter	2022 Q2	2022 Q3	2022 Q4	2023 Q1	2023 Q2	2023 Q3	2023 Q4	2024 Q1
Unit	0.00	0.00	0.00	0.00	0.00	0.00	0.00	0.00
NDNQI- Teaching Facilities-Mean	0.03	0.02	0.01	0.01	0.02	0.01	0.11	0.02

If the number of units or hospitals is less than five, comparison data are suppressed to maintain confidentiality. If the number of units or hospitals is less than 20, comparison data may vary substantially over the time period and should be used with caution. For additional information, please refer to NDNQI reference documents.